

B737-800 OM-MEX



Max Range
5185 km



Cruise Speed
827 km/h



Cargo Capacity
8002 kg (17641 lbs)
43 cu m (1518 cu ft)



Max Takeoff Weight
79015 kg







Accommodation
189Y seats



Engines
2 CFM56-7B26

Registration	OM-MEX
MSN	34905
Tabulation Nr	YK950
YOM	2007
On-board Wheelchair	NO
Wheelchair Accessible Lavatory	NO
Entertainment	IFE
Interior Cabin Width	3.53 m (11 ft 7 in)
Pitch	Economy class - 29 or 30 in
Accommodation	189 passengers - 189Y
Join AXE fleet	2022
Wing span	35.92 m (117 ft 10 in)
Overall Length	39.50 m (129 ft 6 in)
Tail Height	12.5 m (41 ft 2 in)
Cruising Speed	447 kts / 827 km/h / Mach 0.78
Range with 15000 kg of payload	5185 km (2800 NM)
Max Payload	19000 kg
Engine	2 CFM56-7B26
Cargo capacity	8002 kg (17641 lbs) / 43 cu m (1518 cu ft)
Fuel capacity	26024 liters (6875 gallons)
Max Takeoff Weight	79015 kg (174200 lbs)
Galleys	3 (2 FWD / 1 AFT)
Lavatories	3 (1 FWD / 2 AFT)
Emergency Sign Language	English
ETOPS	N/A
Approved configurations	189Y, 2C186Y, 6C174Y



-  Galleys
-  Lavatories
-  Economy seat

