

# B737-800 OM-IEX



**Max Range**  
5185 km



**Cruise Speed**  
827 km/h



**Cargo Capacity**  
8407 kg (18534 lbs)  
44 cu m (1553 cu ft)



**Max Takeoff Weight**  
79015 kg







**Accommodation**  
189Y seats



**Engines**  
2 CFM56-7B27

Registration	OM-IEX
MSN	33016
Tabulation Nr	YJ935
YOM	2004
On-board Wheelchair	NO
Wheelchair Accessible Lavatory	NO
Entertainment	N/A
Interior Cabin Width	3.53 m (11 ft 7 in)
Pitch	Economy class - 29 or 30 in
Accommodation	189 passengers - 189Y
Join AXE fleet	2016
Wing span	35.79 m (117 ft 5 in)
Overall Length	39.50 m (129 ft 6 in)
Tail Height	12.5 m (41 ft 2 in)
Cruising Speed	447 kts / 827 km/h / Mach 0.78
Range with 15000 kg of payload	5185 km (2800 NM)
Max Payload	19000 kg
Engine	2 CFM56-7B27
Cargo capacity	8407 kg (18534 lbs) / 44 cu m (1553 cu ft)
Fuel capacity	26024 liters (6875 gallons)
Max Takeoff Weight	79015 kg (174200 lbs)
Galleys	3 (2 FWD / 1 AFT)
Lavatories	3 (1 FWD / 2 AFT)
Emergency Sign Language	English
ETOPS	N/A
Configurations	189Y, 8C168Y



-  Galleys
-  Lavatories
-  Economy seat

